BATTLETECH™

BATTLEMECH RECORD SHEET

'MECH DATA

Type: Goshawk (Vapor Eagle)

Movement Points:		**Tonnage:**	55
Walking:	6	**Tech Base:**	Clan
Running:	9	**Rules Level:**	Standard
Jumping:	6	**Role:**	Skirmisher
Engine Type:	330 XL		

Weapons & Equipment Inventory (hexes)

Qty	Type	Loc	Ht	Dmg	Min	Sht	Med	Lng
3	Machine Gun	LA	—	2 [DB,AI]	—	1	2	3
1	Large Pulse Laser	RA	10	10 [P]	—	6	14	20
1	Medium Pulse Laser	LT	4	7 [P]	—	4	8	12
1	Streak SRM 2	LT	2	2/Msl [M,C]	—	4	8	12
1	Machine Gun	LT	—	2 [DB,AI]	—	1	2	3
2	Medium Pulse Laser	RT	4	7 [P]	—	4	8	12
1	Streak SRM 2	RT	2	2/Msl [M,C]	—	4	8	12
1	Targeting Computer	RT	—	[E]	—	—	—	—

Ammo: (Machine Gun) 100, (Streak SRM 2) 50

BV: 2,329

WARRIOR DATA

Name: _____

Gunnery Skill: _____ **Piloting Skill:** _____

Hits Taken	1	2	3	4	5	6
Consciousness #	3	5	7	10	11	Dead

ARMOR DIAGRAM

Ferro-Fibrous

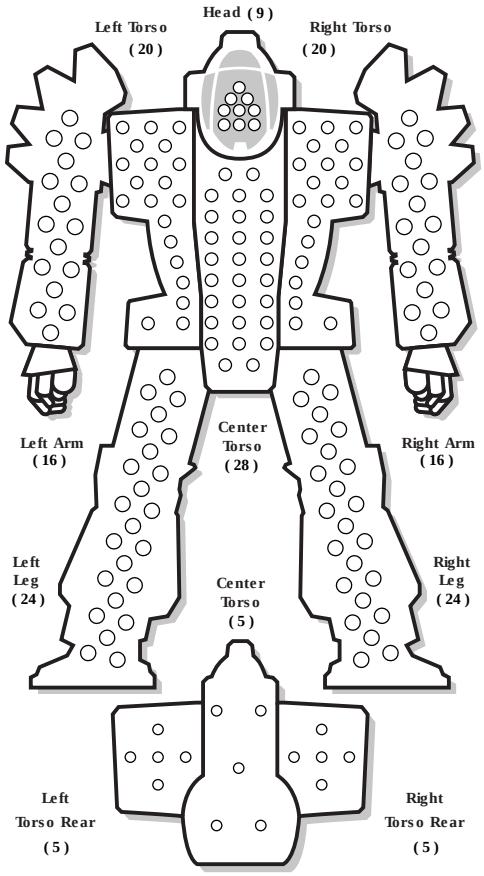

INTERNAL STRUCTURE DIAGRAM

Endo Steel

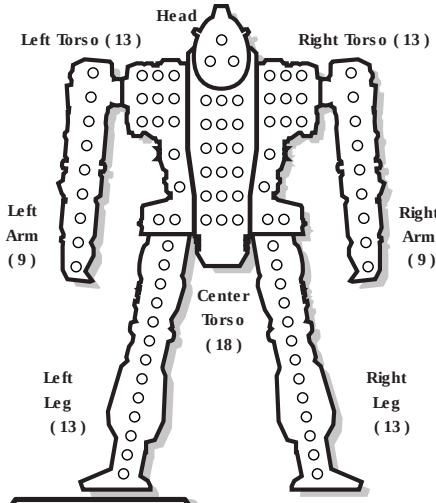

Heat Scale

Overflow
30*
29
28*
27
26*
25*
24*
23*
22*
21
20*
19*
18*
17*
16
15*
14*
13*
12
11
10*
9
8*
7
6
5*
4
3
2
1
0

HEAT DATA

Double Heat Sinks: 11 (22)

Heat Level*	Effects	
30	Shutdown	○ ○
28	Ammo Exp, avoid on 8+	○
26	Shutdown, avoid on 10+	○
25	–5 Movement Points	○
24	+4 Modifier to Fire	○
23	Ammo Exp, avoid on 6+	○
22	Shutdown, avoid on 8+	○
20	–4 Movement Points	○
19	Ammo Exp, avoid on 4+	○
18	Shutdown, avoid on 6+	○
17	+3 Modifier to Fire	○
15	–3 Movement Points	
14	Shutdown, avoid on 4+	
13	+2 Modifier to Fire	
10	–2 Movement Points	
8	+1 Modifier to Fire	
5	–1 Movement Points	

CRITICAL TABLE

Left Arm (CASE)

1-3
1. Shoulder
2. Upper Arm Actuator
3. Lower Arm Actuator
4. Hand Actuator
5. Machine Gun
6. Machine Gun

4-6
1. Machine Gun
2. Ammo (Machine Gun) 100
3. Endo Steel
4. Ferro-Fibrous
5. Ferro-Fibrous
6. Roll Again

Left Torso (CASE)

1-3
1. XL Fusion Engine
2. XL Fusion Engine
3. Jump Jet
4. Medium Pulse Laser
5. Streak SRM 2
6. Machine Gun

4-6
1. Ammo (Streak SRM 2) 50
2. Endo Steel
3. Endo Steel
4. Ferro-Fibrous
5. Roll Again
6. Roll Again

Left Leg
1. Hip
2. Upper Leg Actuator
3. Lower Leg Actuator
4. Foot Actuator
5. Jump Jet
6. Jump Jet

Head
1. Life Support
2. Sensors
3. Cockpit
4. Roll Again
5. Sensors
6. Life Support

Center Torso

1-3
1. XL Fusion Engine
2. XL Fusion Engine
3. XL Fusion Engine
4. Gyro
5. Gyro
6. Gyro

4-6
1. Gyro
2. XL Fusion Engine
3. XL Fusion Engine
4. XL Fusion Engine
5. Endo Steel
6. Ferro-Fibrous

Engine Hits ○ ○ ○
Gyro Hits ○ ○
Sensor Hits ○ ○
Life Support ○

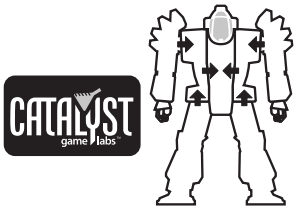

Damage Transfer Diagram

Right Arm

1-3
1. Shoulder
2. Upper Arm Actuator
3. Lower Arm Actuator
4. Large Pulse Laser
5. Large Pulse Laser
6. Endo Steel

4-6
1. Ferro-Fibrous
2. Ferro-Fibrous
3. Roll Again
4. Roll Again
5. Roll Again
6. Roll Again

Right Torso

1-3
1. XL Fusion Engine
2. XL Fusion Engine
3. Jump Jet
4. Medium Pulse Laser
5. Medium Pulse Laser
6. Streak SRM 2

4-6
1. Targeting Computer
2. Targeting Computer
3. Targeting Computer
4. Endo Steel
5. Endo Steel
6. Ferro-Fibrous

Right Leg
1. Hip
2. Upper Leg Actuator
3. Lower Leg Actuator
4. Foot Actuator
5. Jump Jet
6. Jump Jet

© 2023 The Topps Company, Inc. Classic BattleTech, BattleTech, 'Mech and BattleMech are trademarks of The Topps Company, Inc. All rights reserved. Catalyst Game Labs and the Catalyst Game Labs logo are trademarks of InMediaRes Production, LLC. Permission to photocopy for personal use.